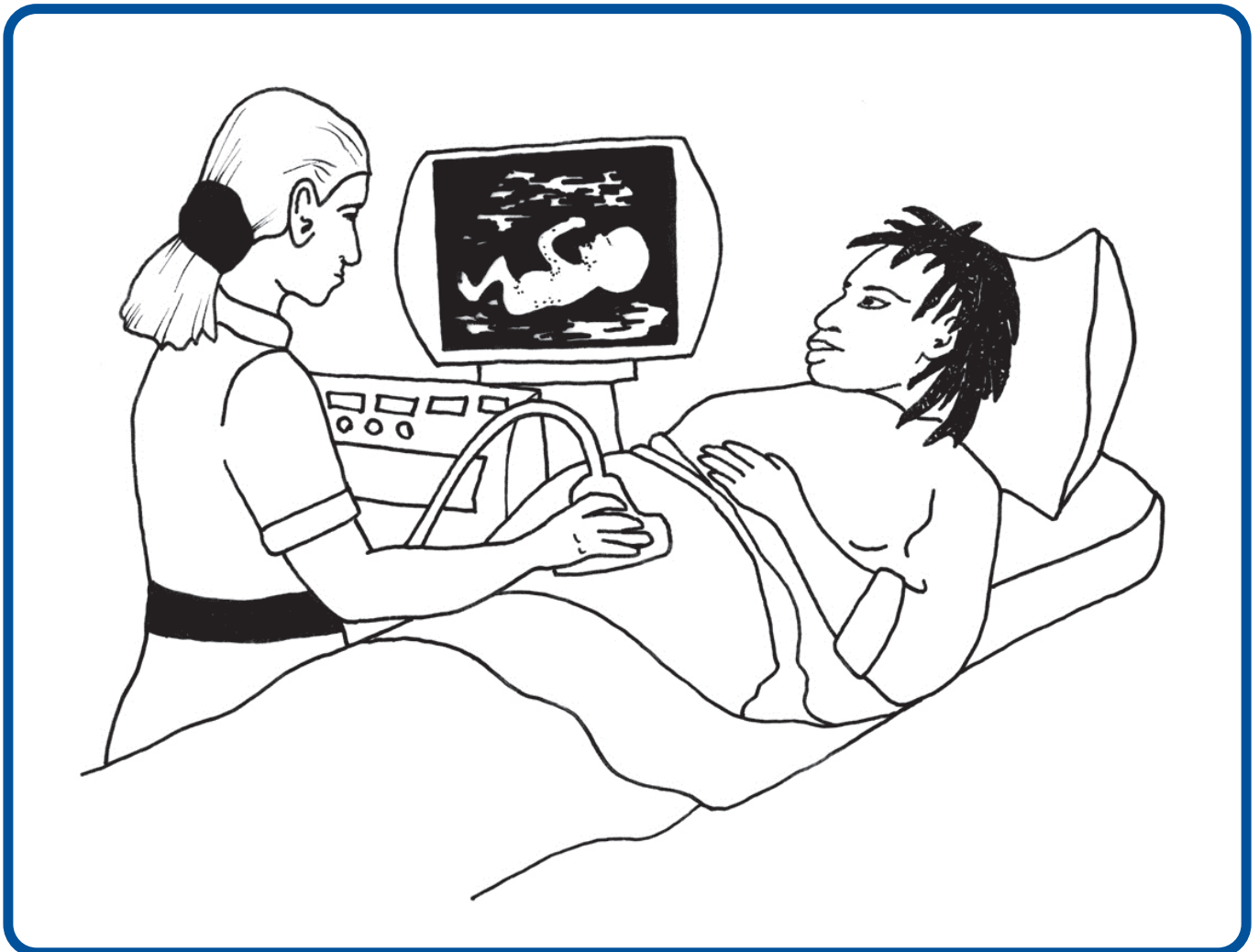


# Having an ultrasound scan

**i** **Information for parents**  
Maternity Services



Easy Read




An ultrasound scan uses a special camera to look at your baby inside your tummy.

Having an ultrasound scan doesn't hurt.



Your ultrasound scan will be around 12 weeks of pregnancy.

This is to get an accurate date of when your baby is due.

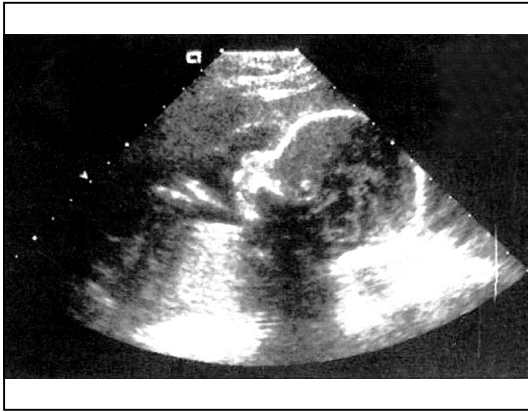


The scan will be done in the hospital antenatal clinic.



A sonographer will put cold gel on your tummy.

They use a special camera to look at your baby and do some measurements.

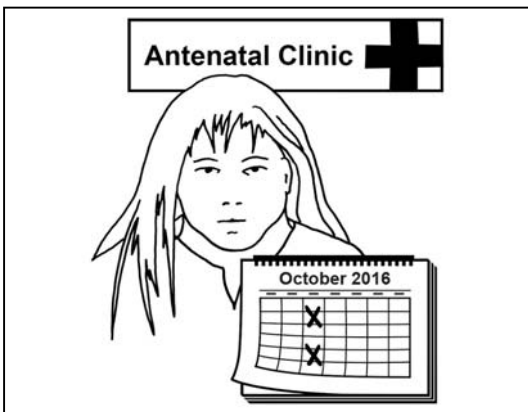


This is what the picture looks like.

Sometimes you can get a picture to take home with you.



If you are worried about anything you can ask the sonographer or midwife. You will see your midwife the same day as you have your scan.



You will be given an appointment to see your community midwife after that.

Images used with kind permission from CHANGE the learning disability charity.



Produced with support from Sheffield Hospitals Charity – working together we can help local patients feel even better

**To donate visit** [www.sheffieldhospitalscharity.org.uk](http://www.sheffieldhospitalscharity.org.uk) Registered Charity No 1169762



**Alternative formats can be available on request. Email: [alternativeformats@sth.nhs.uk](mailto:alternativeformats@sth.nhs.uk)**

© Sheffield Teaching Hospitals NHS Foundation Trust 2017

Re-use of all or any part of this document is governed by copyright and the "Re-use of Public Sector Information Regulations 2005" SI 2005 No. 1515. Information on re-use can be obtained from the Information Governance Department, Sheffield Teaching Hospitals. Email [infogov@sth.nhs.uk](mailto:infogov@sth.nhs.uk)

